















SPECIFICATIONS

	GEOLOGY	Mica-Schist Quartz (Quartzitic Sandstone)
	TYPE	
	PATTERN	1:1 Dimensional, Tight-fit
	HEIGHTS	2-1/2"
	LENGTHS	4" - 14"
	DEPTHS	1/2" to 3/4"
	COLORS	Gray-Grey, Silver
	COVERAGE	Available in thin veneer only.
	WEIGHT	10 lbs per square foot
	FLATS	5 s/f Bag, 10 s/f Box, 120/180/200 s/f Crate
	CORNERS	5 l/f Bag, 10 l/f Box, 100 l/f Crate
	NOTES	Packaged assuming a tight-fit installation. Please review the Corners Installation PDF document.

ASTM C-97

Water Absorption %	.9 psi
Bulk Specific Gravity	

ASTM C-170

Parallel to Rift, Dry	18175 psi
Parallel to Rift, Wet	31470 psi
Perpendicular to Rift, Dry	
Perpendicular to Rift, Wet	

ASTM C-99

Parallel to Rift, Dry	5584 psi
Parallel to Rift, Wet	5502 psi

ASTM C-880

Perpendicular to Rift, Dry	3984 psi
Perpendicular to Rift, Wet	1064 psi

